

Fisher Public School

SY 2023-2024 Online Registration Instruction

Step 1

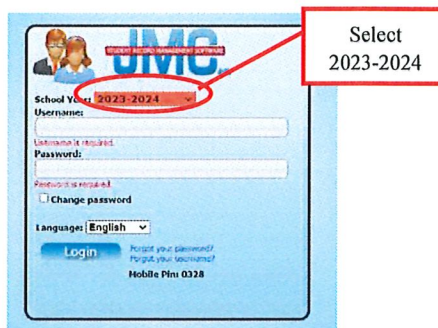
Begin at the school website

<https://www.fisher.k12.mn.us/> and click on the **JMC PARENT LOGON**

- JMC
- JMC Parent Login**
- JMC Student Login
- [New Student Pre-Registration](#)
- [Returning Student Registration Instructions](#)

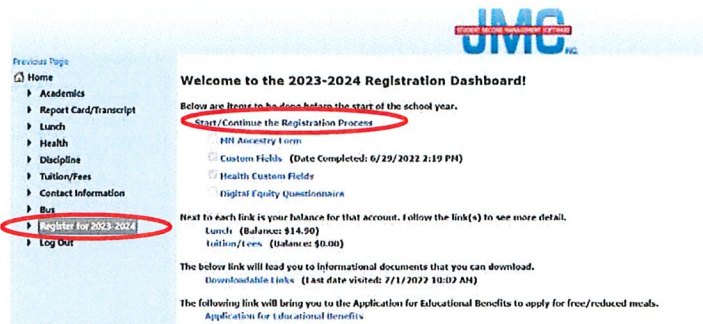
Step 2

On the JMC Parent Login page enter your username and password. **SELECT** School Year: **2023-2024** from the drop-down box. If you have problems logging in or have forgot your username and/or password, contact the school office.




Step 3

SELECT "Register for 2023-2024" on the left-hand side, then select "Start/Continue the Registration Process".



Step 4: Welcome

The first page provides instructions and forms. Click the **NEXT** button in the top right corner to continue with the registration.



Step 5: Parent Contact

Please be sure that all information is up to date. It also allows you to manage what phone numbers and emails are contacted by our JMC messenger system. If you would like to enter information for grandparents or other contacts this is the place to do that. Click **NEXT** to continue.

Contact Information

Title: [First: 1064] [Last: 0106]

Address: PO BOX 555

Address 2:

City: FISHER State: MN Zip: 56223

mail 1: johndoe@fisher.k12.mn.us Email 2: Email 3:

mail 4: Email 5: Email 6:

mail 7: Email 8:

Phone 1: 555-555-555	Type: Cell 1	Description: Dad	<input type="checkbox"/> Messaging service: Phone #1 <input checked="" type="checkbox"/> SMS (Text Message) <input checked="" type="checkbox"/> Emergency/Weather Related <input checked="" type="checkbox"/> Student/Lunch Related <input checked="" type="checkbox"/> General School Information
Phone 2: 555-555-555	Type: Cell 2	Description: Mom	<input type="checkbox"/> Messaging service: Phone #2 <input checked="" type="checkbox"/> SMS (Text Message) <input checked="" type="checkbox"/> Emergency/Weather Related <input checked="" type="checkbox"/> Student/Lunch Related <input checked="" type="checkbox"/> General School Information
Phone 3: 555-555-555	Type: Work 1	Description: Dad	<input type="checkbox"/> Messaging service: Phone #3 <input type="checkbox"/> SMS (Text Message) <input type="checkbox"/> Emergency/Weather Related <input type="checkbox"/> Student/Lunch Related <input type="checkbox"/> General School Information
Phone 4: 555-555-555	Type: Other	Description: Grandma Sarah	<input type="checkbox"/> Messaging service: Phone #4 <input type="checkbox"/> SMS (Text Message) <input type="checkbox"/> Emergency/Weather Related <input type="checkbox"/> Student/Lunch Related

Step 6: Student Demographic

This is information that we already have in JMC. The intent is for you to review and confirm that the information is correct. If a field is greyed out, you are not allowed to make changes. If there are any changes that need to be made please contact the office. After reviewing the information, click **NEXT**.

Step 7: Questions & Permissions

If you have multiple children in the district you **MUST** answer **ALL** these questions for each child as they contain health information. Be sure to scroll on the right side of the window as there are numerous questions to answer. Click **NEXT** to continue.

Step 8: Ethnic and Racial Demographic

If you have multiple children in the district you **MUST** answer **ALL** these questions for each child. Click **NEXT** to continue.

Step 9: Downloadable Content

Click "Yes" to download relevant documents for your student.

Step 10: Comments

Comments are not required but a chance for parents to share any special conditions or circumstances with the office. If you have no comments to add, click **NEXT** to advance to another child or click the **FINISH** if it is your last child to register.